

Vanguard Total Stock Market Index Fund

Domestic stock fund | Institutional Shares

Fund facts

Risk level Low ← → High					Total net assets	Expense ratio as of 04/29/22	Ticker symbol	Turnover rate	Inception date	Fund number
1	2	3	4	5	\$65,575 MM	0.03%	VITSX	4.0%	07/07/97	0855

Investment objective

Vanguard Total Stock Market Index Fund seeks to track the performance of a benchmark index that measures the investment return of the overall stock market.

Investment strategy

The fund employs an indexing investment approach designed to track the performance of the CRSP US Total Market Index, which represents approximately 100% of the investable U.S. stock market and includes large-, mid-, small-, and micro-cap stocks regularly traded on the New York Stock Exchange and Nasdaq. The fund invests by sampling the index, meaning that it holds a broadly diversified collection of securities that, in the aggregate, approximates the full Index in terms of key characteristics. These key characteristics include industry weightings and market capitalization, as well as certain financial measures, such as price/earnings ratio and dividend yield.

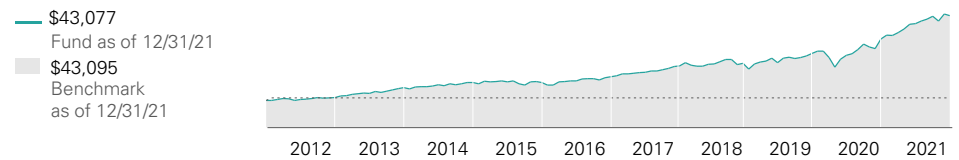
For the most up-to-date fund data, please scan the QR code below.



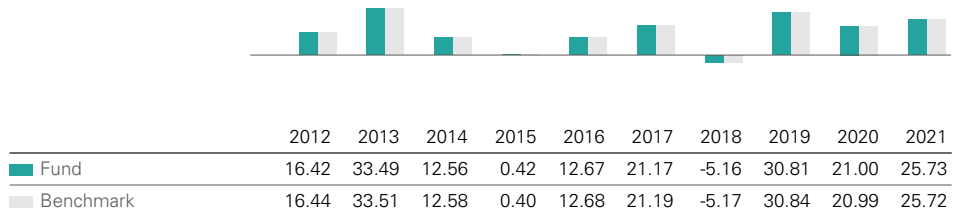
Benchmark

Spliced Total Stock Market Index

Growth of a \$10,000 investment : January 31, 2012—December 31, 2021



Annual returns



Total returns

	Periods ended June 30, 2022					
	Quarter	Year to date	One year	Three years	Five years	Ten years
Fund	-16.84%	-21.39%	-14.24%	9.64%	10.53%	12.52%
Benchmark	-16.85%	-21.37%	-14.22%	9.65%	10.53%	12.53%

The performance data shown represent past performance, which is not a guarantee of future results. Investment returns and principal value will fluctuate, so investors' shares, when sold, may be worth more or less than their original cost. Current performance may be lower or higher than the performance data cited. For performance data current to the most recent month-end, visit our website at [vanguard.com/performance](https://www.vanguard.com/performance). The performance of an index is not an exact representation of any particular investment, as you cannot invest directly in an index.

Figures for periods of less than one year are cumulative returns. All other figures represent average annual returns. Performance figures include the reinvestment of all dividends and any capital gains distributions. All returns are net of expenses.

Vanguard Total Stock Market Index Fund

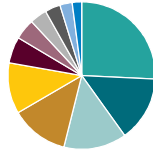
Domestic stock fund | Institutional Shares

Ten largest holdings*

1	Apple Inc.	
2	Microsoft Corp.	
3	Alphabet Inc.	
4	Amazon.com Inc.	
5	Tesla Inc.	
6	UnitedHealth Group Inc.	
7	Berkshire Hathaway Inc.	
8	Johnson & Johnson	
9	Meta Platforms Inc.	
10	Exxon Mobil Corp.	
Top 10 as % of total net assets		23.8%

* The holdings listed exclude any temporary cash investments and equity index products.

Sector Diversification



Technology	25.8%	Energy	4.5
Health Care	14.3	Real Estate	3.7
Consumer Discretionary	13.8	Utilities	3.4
Industrials	12.7	Telecommunications	2.7
Financials	11.2	Basic Materials	2.1
Consumer Staples	5.8	Other	0.0

Sector categories are based on the Industry Classification Benchmark system ("ICB"), except for the "Other" category (if applicable), which includes securities that have not been provided an ICB classification as of the effective reporting period.

Connect with Vanguard® > [vanguard.com](https://www.vanguard.com)

Plain talk about risk

An investment in the fund could lose money over short or even long periods. You should expect the fund's share price and total return to fluctuate within a wide range, like the fluctuations of the overall stock market. The fund's performance could be hurt by:

Stock market risk: The chance that stock prices overall will decline. Stock markets tend to move in cycles, with periods of rising stock prices and periods of falling stock prices. The fund's target index may, at times, become focused in stocks of a particular sector, category, or group of companies.

Index sampling risk: The chance that the securities selected for the fund, in the aggregate, will not provide investment performance matching that of the index. Index sampling risk for the fund should be low.

Note on frequent trading restrictions

Frequent trading policies may apply to those funds offered as investment options within your plan. Please log on to [vanguard.com](https://www.vanguard.com) for your employer plans or contact Participant Services at 800-523-1188 for additional information.

Center for Research in Security Prices, LLC (CRSP®) and its third-party suppliers have exclusive proprietary rights in the CRSP® Index Data, which has been licensed for use by Vanguard but is and shall remain valuable intellectual property owned by, and/or licensed to, CRSP®. The Vanguard Funds are not sponsored, endorsed, sold or promoted by CRSP®, The University of Chicago, or The University of Chicago Booth School of Business and neither CRSP®, The University of Chicago, or The University of Chicago Booth School of Business, make any representation regarding the advisability of investing in the Vanguard Funds.

For more information about Vanguard funds or to obtain a prospectus, see below for which situation is right for you.

If you receive your retirement plan statement from Vanguard or log on to Vanguard's website to view your plan, visit [vanguard.com](https://www.vanguard.com) or call **800-523-1188**.

If you receive your retirement plan statement from a service provider other than Vanguard or log on to a recordkeeper's website that is not Vanguard to view your plan, please call **855-402-2646**.

Visit [vanguard.com](https://www.vanguard.com) to obtain a prospectus or, if available, a summary prospectus. Investment objectives, risks, charges, expenses, and other important information about a fund are contained in the prospectus; read and consider it carefully before investing.

Financial advisor clients: For more information about Vanguard funds, contact your financial advisor to obtain a prospectus.

Investment Products: Not FDIC Insured • No Bank Guarantee • May Lose Value